




Year 1: CELEBRATIONS (Humans) Knowledge Mat

Subject Specific Vocabulary		Working Scientifically	By the end of this unit, I will know...
illuminate	Brighten up with light.	<ul style="list-style-type: none"> Observe things using simple equipment. Identify and classify. Perform simple tests. Use observations and ideas to suggest answers to questions. Gather and record data to help in answering questions. 	That we use sight to observe light and shadow.
light source	Something that gives out light.		Candles have different parts with specific names which do different things.
opaque	A material that does not let light pass through.		Darkness is when there is no light. We cannot see when there is no light.
reflect	When light hits an object and bounces off.		Shadows form when something gets in the way of light causing a darker area the same shape as the object in the way.
translucent	A material that lets some light through but you cannot see through it clearly.	<h2 style="text-align: center;">Celebrations</h2> 	Different foods come from different parts of the plant including the stem, leaf, flower, seed, seed pod, bark, fruit, root and shoot.
transparent	A material that lets light through and you can see things very clearly through it.		Sound can be made in different ways by making something vibrate. Different materials make different sounds.
shadow	The dark shape that an object makes, e.g. on the ground, when it is between the light source (e.g. a torch) and the surface (e.g. the ground).		Our famous scientist for the term is: Michael Faraday
sound	A vibration that travels through the air and can be heard by the ear.		 
source of sound	An object that makes a sound.		
vibration	Sounds can be made by vibrating an object; something that moves backwards and forwards.		